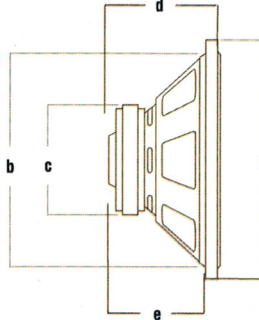


## Maße und Spezifikationen

## Dimensions / Specifications

Gewicht	4.4	Kilogramm	Weight
Umfang Außen (a)	319	mm	External Diameter (a)
Einbauöffnung (b)	279	mm	Installation Diameter (b)
Magnetchmesser (c)	145	mm	Magnet Diameter (c)
Einbautiefe gesamt (d)	110	mm	Total Installation Depth (d)
Einbautiefe (e)	93	mm	Installation Depth (e)
Membrane	KPC Papier	KPC Paper	Speaker Cone
Sicke	Elasthan	Elasthan	Surround/Edge
Korb	Stahl	Steel	Basket
Zentrierspinne	PPTA Connex	PPTA Connex	Spider
Schwingspulenträger	Aluminium	Aluminium	Coil Former
Staubschutzkappe	IMPP	IMPP	Dust Protection Cap



## Lautsprecher Parameter

## Speaker Parameters

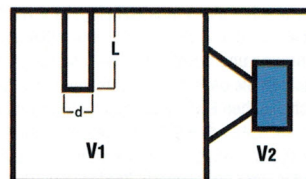
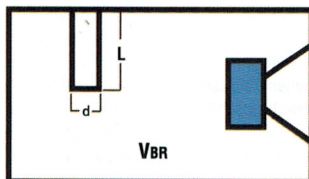
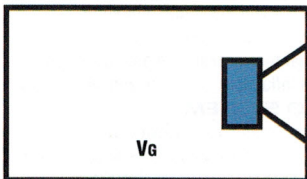
Leistung	Music	575	Watt	Power
	RMS	400	Watt	
Kennschalldruck SPL (2,83V, 1m)	dB	90.9	dB	SPL
Frequenzbereich	Fb	35-100	Hz	Frequency Range
Gleichstromwiderstand	Re	3.4	$\Omega$	DC Resistance
Impedanz	Zn	4	$\Omega$	Nominal Impedance
Resonanzfrequenz	Fs	34.2	Hz	Resonance Frequency
Schwingspulendurchmesser	D	50.95	mm	Voice Coil Diameter
Maximaler linearer Hub	+/-	15	mm	X-Max Linear Excursion
Mechanische Güte	Qms	6.59	Qms	Mechanical Q Factor
Elektrische Güte	Qes	0.56	Qes	Electrical Q Factor
Gesamtgüte	Qts	0.52	Qts	Total Q Factor
Bewegte Masse	Mms	162	Gramm	Moving Mass
Äquivalentvolumen	Vas	45.6	Liter	Equivalent Air Volume
Kraftfaktor	Bl	14.5	Tm	Force Factor
Effektive Membranfläche	Sd	510	cm <sup>2</sup>	Effective Membrane Surface

## Gehäuseempfehlungen

## Recommended Cabinets

Alle Berechnungen incl. Woofer und Bassreflexrohr

All calculations including woofer and bass reflex tube.



Geschlossen / sealed	VG	30	Liter

Bass Reflex / Vented	Ft	38	Hz
	VBR	50	Liter
	d	90	mm
	L	200	mm

Band Pass	Fm		Hz
	V1		Liter
	V2		Liter
	d		mm
L		mm	